



National Marine Manufacturers Association

nmma.org

ECONOMIC SIGNIFICANCE OF RECREATIONAL BOATING IN LOUISIANA

CONGRESSIONAL DISTRICT 1

| | |
|--|------------------------|
| Number of Recreational Boats* | 56,794 |
| Recreational Boating Industry Businesses | 365 |
| Total Jobs | 4,606 |
| Annual Recreational Boating-Related Spending | \$247.8 MILLION |



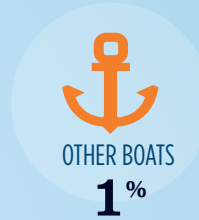

TOTAL ANNUAL ECONOMIC IMPACT OF RECREATIONAL BOATING:

\$584.5 MILLION

RECREATIONAL BOATS IN LA-1

TOTAL BOATS* **56,794**

| | |
|---------------------|--------|
| REGISTERED BOATS | 56,794 |
| Power boats | 51,137 |
| PWCs | 4,329 |
| Sailboats | 848 |
| Other Boats | 480 |
| HOUSEHOLDS PER BOAT | 5.2 |

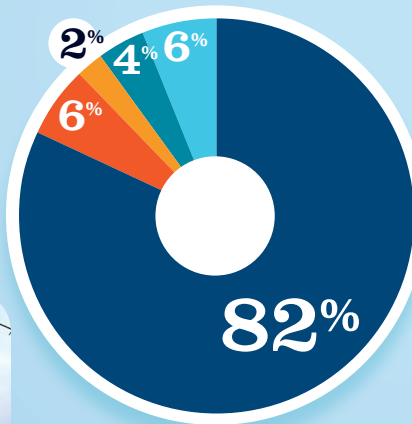


* Total boats are registered boats as reported by states to the USCG.

RECREATIONAL BOATING CREATES JOBS IN LA-1

TOTAL BOATING JOBS **4,875**

| | |
|----------------------------|-------|
| Boat Building | 299 |
| Motor / Engine Mfgr. | 200 |
| Accessory / Supplies Mfgr. | 111 |
| Dealers / Wholesalers | 269 |
| Boat Services | 3,996 |




BOAT BUILDING (6%)
DLRS/WHOLESALERS (6%)
MOTOR/ENG. MFGR. (4%)
BOAT SERVICES (82%)
ACC./SUPPLIES MFGR. (2%)



RECREATIONAL BOATING-RELATED BUSINESSES IN LA-1

TOTAL BUSINESSES **365**

| | |
|----------------------------|-----|
| Boat Building | 9 |
| Motor / Engine Mfgr. | 8 |
| Accessory / Supplies Mfgr. | 18 |
| Dealers / Wholesalers | 36 |
| Boat Services | 294 |



BOAT BUILDING (2%)
DLRS/WHOLESALERS (2%)
MOTOR/ENG. MFGR. (5%)
BOAT SERVICES (81%)
ACC./SUPPLIES MFGR. (10%)

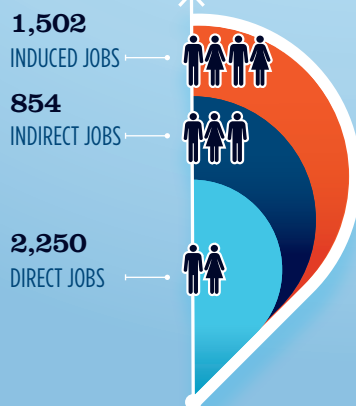


ESTIMATED JOBS IMPACT OF RECREATIONAL BOATING-RELATED SPENDING IN LA-1

EST. TOTAL JOBS **4,606**

EST. TOTAL LABOR INCOME **\$191.0** MILLIONS

| | |
|----------------------|--------|
| Est. Direct Income | \$77.5 |
| Est. Indirect Income | \$47.7 |
| Est. Induced Income | \$65.8 |



RECREATIONAL BOATING INDUSTRY SALES IN LA-1

| | | |
|--|----------------|------------------------|
| Boat Building | \$19.1 | \$19.1 MILLION |
| Motor / Engine Mfgr. | \$117.6 | \$117.6 MILLION |
| Accessory / Supplies Mfgr. | \$27.2 | \$27.2 MILLION |
| TOTAL MFGR. SALES | \$163.9 | |
| Dealers / Wholesalers | \$127.9 | \$127.9 MILLION |
| Boat Services | \$627.1 | \$627.1 MILLION |
| TOTAL RETAIL & SERVICES SALES | \$755.0 | |

BOAT BUILDING (2%)
DLRS/WHOLESALERS (2%)
MOTOR/ENG. MFGR. (5%)
BOAT SERVICES (81%)
ACC./SUPPLIES MFGR. (10%)